

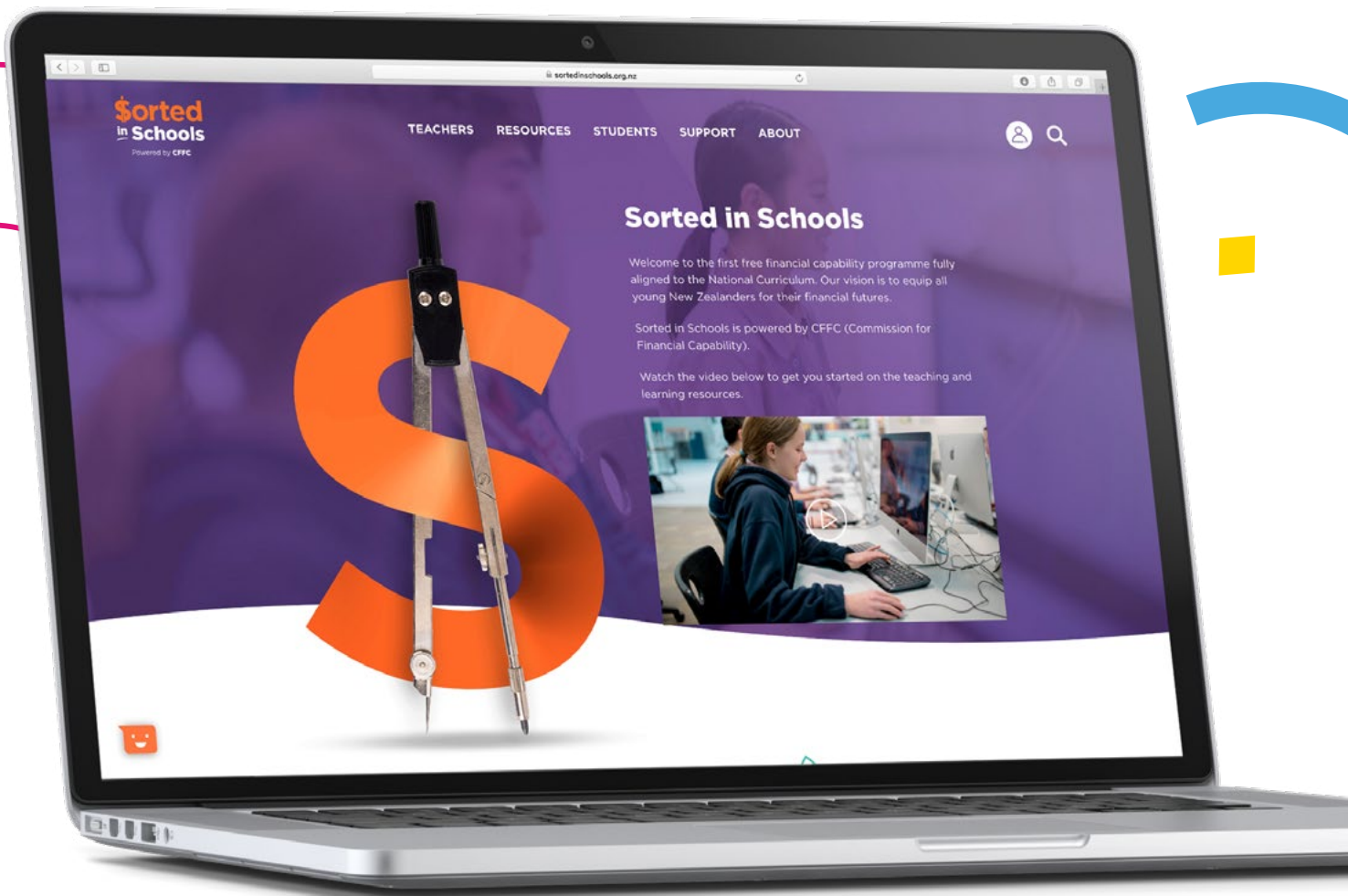


# How-to-guide

[schools@sorted.org.nz](mailto:schools@sorted.org.nz)

[www.sortedinschools.org.nz](http://www.sortedinschools.org.nz)

New Zealand Government



## Welcome to the Sorted in Schools website

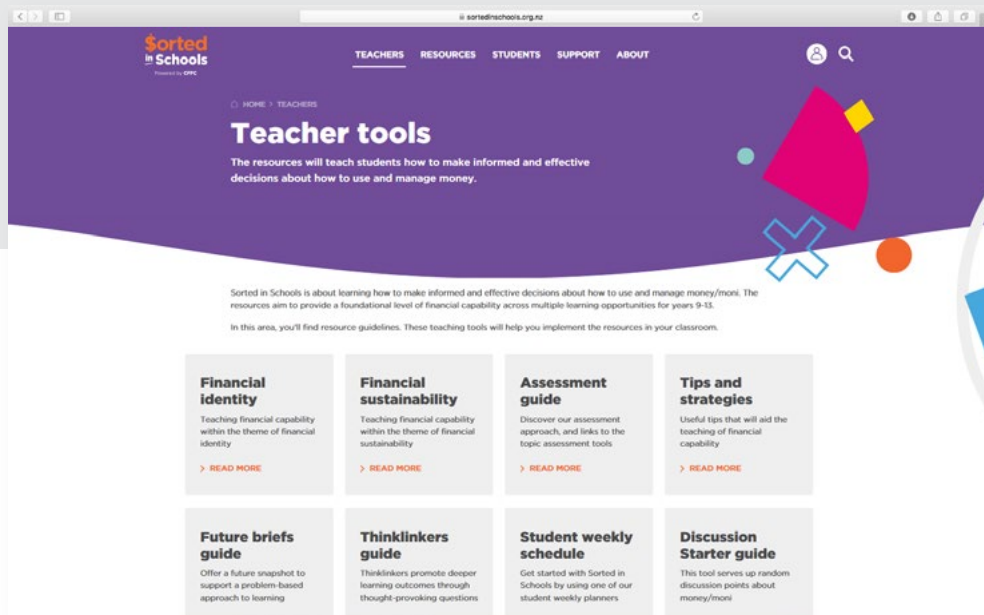
Sorted in Schools is the first nationwide financial capability programme aligned to the National Curriculum. This is a user guide to what's on the programme's website and how to access its resources and guides. We understand teachers are busy, and that planning new lessons containing new material takes time. The programme is here to support you.

You can email us anytime on [schools@sorted.org.nz](mailto:schools@sorted.org.nz)



## NAVIGATING THE WEBSITE

The key areas of the website in which you'll be working are Teachers, Students and Resources. This guide will take you through each area to highlight useful features for you and your students.



### Teacher tools



This page contains an introduction to each of the identity and sustainability packages, including an outline of the learning areas with suggestions on how to integrate the resources into your teaching.



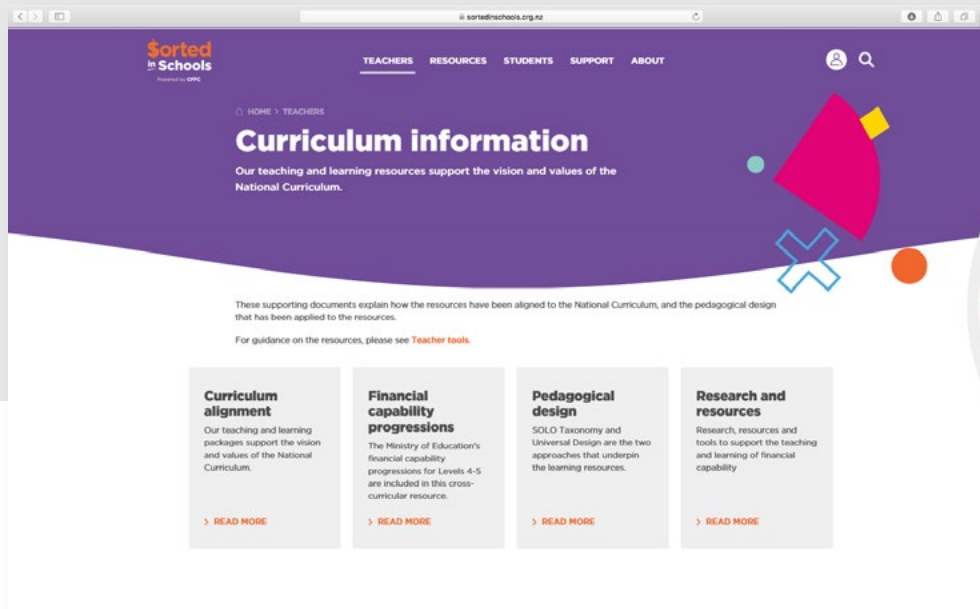
There are **tips and strategies** to help students make connections to prior learning and enhance the relevance of new learning.



Browse teaching guidelines for using activities such as **thinklinkers** to get a flavour for how you could use the programme.



## NAVIGATING THE WEBSITE



### Curriculum information



Sorted in Schools supports the vision and values of the New Zealand Curriculum (NZC). On this **page**, we detail how the programme aligns to the NZC and how the learning resources meet the key competencies and principles of the curriculum.



The resources are also aligned to the Ministry of Education **Financial Capability Progressions** at levels 4 and 5.

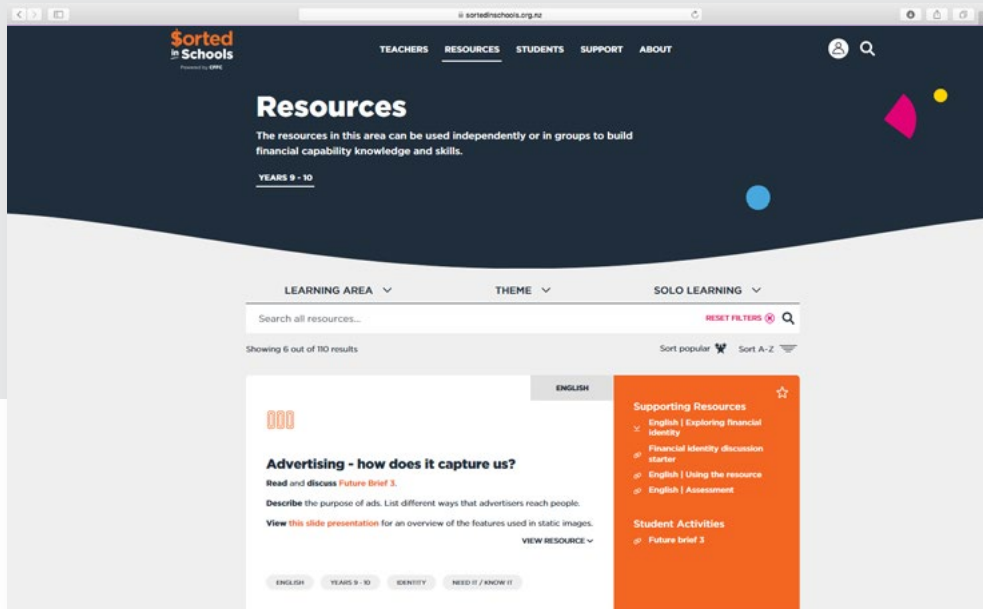


Sorted in Schools uses two **pedagogical approaches**, SOLO taxonomy and the Universal Design for Learning, to underpin the learning resources of the programme.



There are also links to **Research and resources** that further support the teaching and learning of financial capability.

## NAVIGATING THE WEBSITE



### Resources



You can filter the **resources** according to learning areas such as maths, English and social science; by theme such as saving, debt and managing my money; and according to SOLO learning levels. This helps you easily find everything you need to use the resources, in a way that suits your students and teaching environment.



You can also access your own dashboard by **registering** for a personal profile, which allows you to save and share resources. This will save you time and assist in lesson planning.

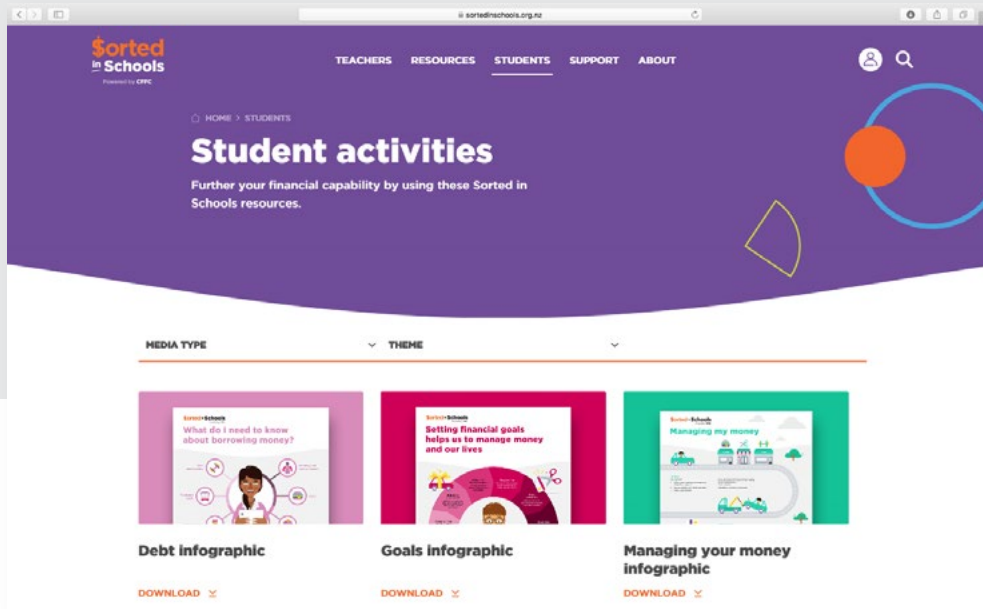
Save resources to your dashboard by clicking the star at the top right corner of the resource.



Both learning packages - identity and sustainability - are available for you to access and use.



## NAVIGATING THE WEBSITE



### Students



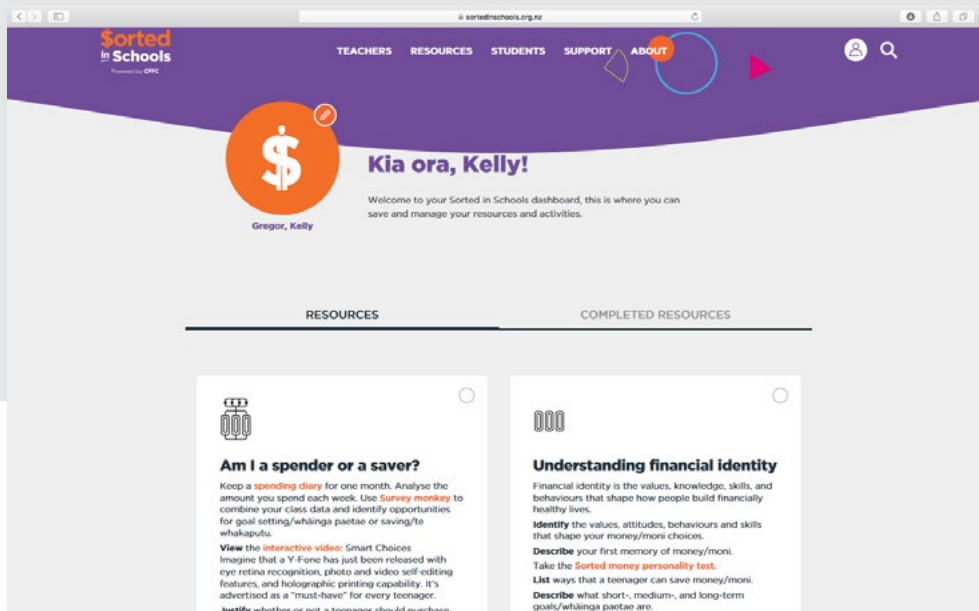
Our **students area** contains many interactive and informative activities that can be used in student-led classrooms.

The **Future briefs**, **interactive videos** and the **Discussion Starter** are great introductory resources to financial capability.

You can now filter student activities according to media type, such as PowerPoint or infographics, and by theme, such as debt/nama, insurance and KiwiSaver. This helps you easily direct students to specific resources while you are teaching.



## NAVIGATING THE WEBSITE



### Dashboard



If you haven't yet registered for a personal profile, you can do that now! **Click here** to register and you'll be able to start personalising your dashboard.

You can save resources you like by clicking on the star in the top right corner. Once selected, the resource will appear on your dashboard.

Once the resource is on your dashboard, you can interact with it by clicking on the circle in the top right corner. Here you can download it, share it with other teachers or students, or mark it as complete to file it away.

The dashboard has been designed to help save you time and to assist with lesson planning.

We hope you enjoy exploring the website and using the resources with your students. Please contact us if you have any questions at **[schools@sorted.org.nz](mailto:schools@sorted.org.nz)**

# \$orted in Schools

Powered by **CFFC**

FIND OUT MORE

[schools@sorted.org.nz](mailto:schools@sorted.org.nz)

[www.sortedinschools.org.nz](http://www.sortedinschools.org.nz)